

# Dale® Post-Surgical Bra

## Application Instructions

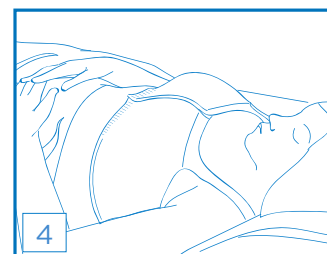
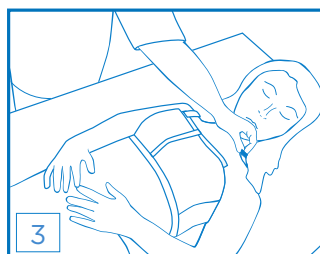
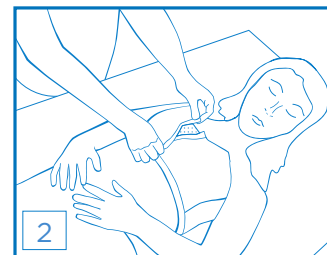
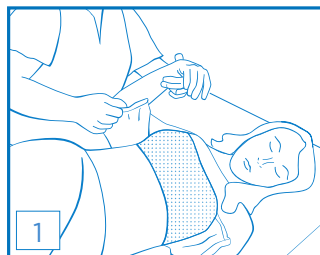
1. Detach straps and place the bra under the patient.
2. Grasp both sides of the bra and press together. There should be some tension.
3. Attach straps to front of bra at the top of the band.
4. Bra can easily be adjusted by peeling fasteners apart at front and straps.

## Alternative Application

The Dale Post Surgical Bra may also be applied without detaching the straps by gently guiding the patient's arms through the straps.

## Product Features

- Secure, long-term comfort
- Stretch knit fabric lets treatment site breathe
- Material expands and contracts to accommodate edema
- Seamless design helps prevent trauma
- Hook and loop closure permits easy application and inspection
- Detachable straps allow for multiple application options
- Provides maximum comfort throughout recovery
- Not made with natural rubber latex.



## ORDERING INFORMATION

Product Number	Size	Quantity
702	Medium, fits B-D 86cm-92cm (34"-36")	1/Box
703	Large, fits B-D 92cm-97cm (36"-38")	1/Box
704	X-Large, fits B-D 97cm-112cm (38"-44")	1/Box
705	XX-Large, fits C-E 117cm-137cm (46"-54")	1/Box
706	XXX-Large, fits E-I 137cm-152cm (54"-60")	1/Box

HCPCS Code A6457

**Dale**  
www.dalemed.com

Dale® is a registered trademark of Dale Medical Products, Inc. in the USA & EU.  
©2018 Dale Medical Products, Inc.

AD-071 REV A