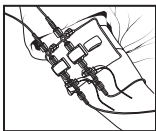
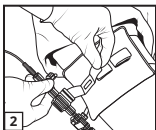
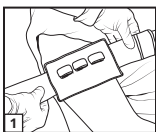


## Transducer Holder

### Application Instructions

1. Position the Holder along the phlebostatic axis (mid-chest) and wrap around the patient's arm. Press hook & loop closure to secure.
2. Open the necessary hook & loop tabs, thread through the slot(s) of the transducer(s) and press to secure.



For single patient use. Disposable

For an application video please visit [www.dalemed.com](http://www.dalemed.com)

Dale medical products are available from your preferred hospital/medical supply dealer.

Not made with natural rubber latex.

Dale is a registered trademark of Dale Medical Products, Inc. in the USA, EU, and UK



**Dale Medical Products, Inc.**  
40 Kenwood Circle • Suite 7  
Franklin, MA 02038-3298, USA  
T: +1-508-695-9316  
[www.dalemed.com](http://www.dalemed.com)



**MDSS GmbH**  
Schiffgraben 41  
D-30175 Hannover, Germany



**MDSS CH GmbH**  
Laurenzenvorstadt 61  
5000 Aarau, Switzerland

