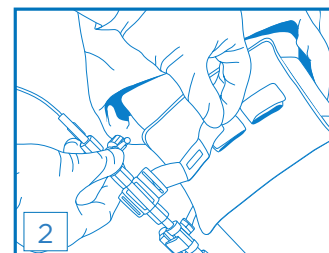
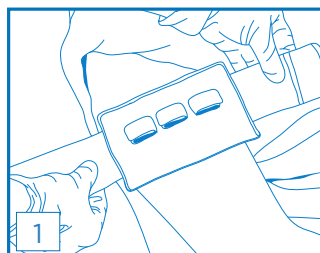


Dale® Transducer Holder

A Level and Secure Platform

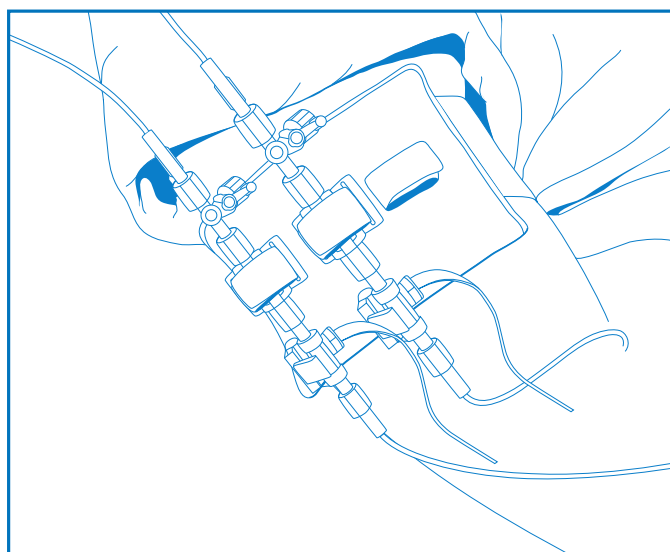
Application Instructions

1. Position the holder along the phlebostatic axis (mid-chest) and wrap around the patient's arm. Press hook & loop closure to secure.
2. Open the necessary hook & loop tabs, thread through the slot(s) of the transducer(s) and press to secure.



Product Features

- Soft platform secures and organizes up to three transducers.
- Allows for a complete securement system for radial artery blood pressure monitoring when used in conjunction with the Dale Bendable ArmBoard.
- Quick and easy to apply and remove. Can be used over BP Cuff or sleeve.
- Saves nursing time by eliminating the need to tape individual transducers to the patient's chest, arm or mounting on bedside pole.
- One size fits most.
- Not made with natural rubber latex.



ORDERING INFORMATION

Product Number	Size	Quantity
620	Fits up to three standard transducers One size fits most	10/Box
622	Fits up to two large transducers One size fits most	10/Box
650	Dale Bendable ArmBoard Large, 23cm x 9cm (9" x 3.5")	10/Box
651	Dale Bendable ArmBoard Medium, 13.7cm x 6.4cm (5.38" x 2.5")	10/Box

Patent www.dalemed.com/patents

Dale
www.dalemed.com

Dale® is a registered trademark of Dale Medical Products, Inc. in the USA & EU.
©2019 Dale Medical Products, Inc.

AD-068 REV B