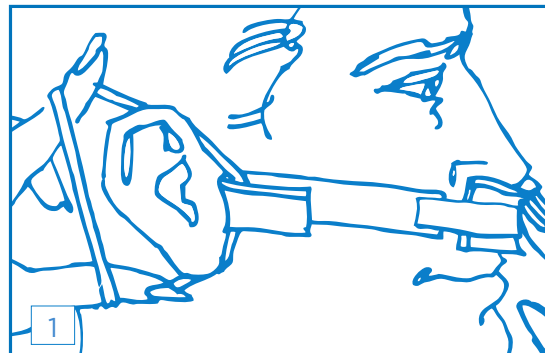


# Dale® Nasal Dressing Holder

## Application Instructions

1. Center plastic section of the holder over the nasal dressing and under the nose. Secure by placing ear loops around patient's ears.
2. To adjust size (ear to nose)
  - a. Lift end of strap and reposition ear loop assembly to the desired length. Repeat for other side.
  - b. Fold end of the strap over the ear loop assembly. Excess strap material can be removed with scissors.

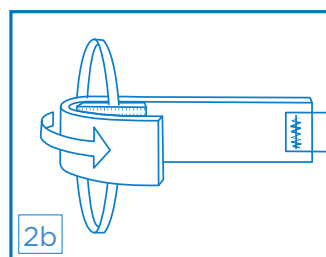
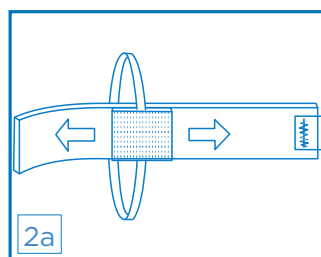


## To Change Dressing

To change nasal dressing, remove one ear loop, change dressing, and replace ear loop around patient's ear.

## Product Features

- Eliminates irritation and excoriation of facial skin
- Simplifies dressing changes
- Saves nursing time
- Improves patient comfort
- One size fits most patients
- Not made with natural rubber latex.



### ORDERING INFORMATION

Product Number	Size	Quantity
600	One size fits most	10/Box

**Dale**  
www.dalemed.com

Dale® is a registered trademark of Dale Medical Products, Inc. in the USA & EU.  
©2018 Dale Medical Products, Inc.

AD-072 REV A