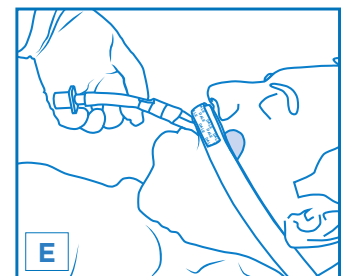
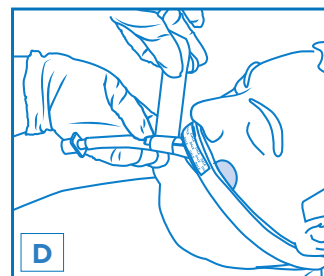
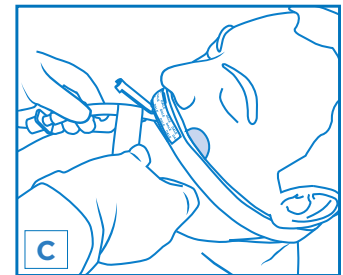
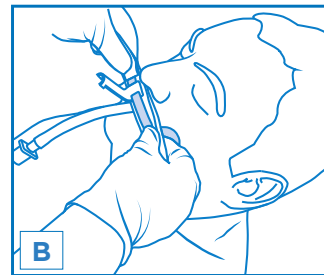
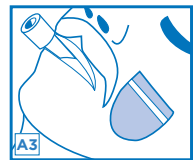
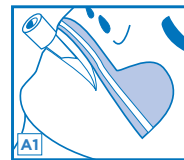
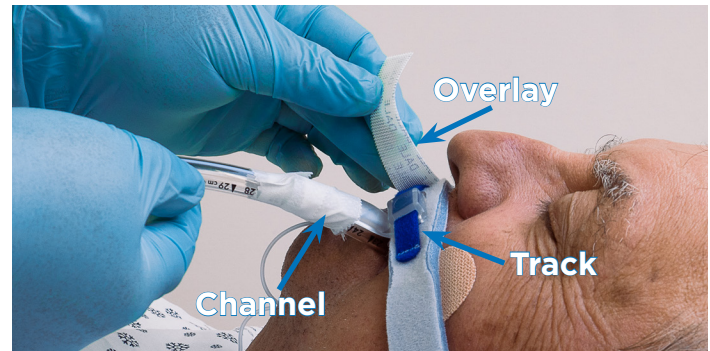


Dale® BreezeLock®

Endotracheal Tube Holder

Application Instructions

- Clean tube. Let dry.
- Apply Adhesive Base.
 - Apply skin prep
 - Remove liner and place Base at desired location (A1-A3). Trim if needed.
- Press neckband onto hook portion of the Adhesive Base, making sure the TRACK is centered above the patients mouth.(B)
- Open the fastener tabs located at both ends of the neckband and wrap the band around the head just below the ears. Secure the fastener tabs to the outside of the neckband.
- Lift DALE OVERLAY. Position the CHANNEL over the ET Tube. Press DALE OVERLAY across TRACK and Neckband to secure into position.
- Steps to tape the tube to the CHANNEL:
 - with the tube resting freely below the CHANNEL, wrap 6" long piece of provided adhesive tape 1x around the tube. (C)
 - Press TUBING CHANNEL down onto the tube.
 - Firmly wrap tape in a forward spiral motion around tube and CHANNEL (D)
 - Optional:** Wrap tape a minimum of 1" beyond the end of the TUBING CHANNEL
- Ensure neckband security by readjusting the fastener tabs as necessary
 - Change tape on CHANNEL as necessary.
 - Change device after 3 days or sooner if necessary.
 - To prevent skin ulcerations or skin tears, assess patient skin and medical conditions prior to applying. Monitor daily or more frequently



Tube Repositioning

While holding the taped CHANNEL with one hand, lift DALE OVERLAY off TRACK. Slide CHANNEL to move tube to desired location. Press DALE OVERLAY back down onto TRACK and neckband to secure the tube's position in place.

Removal Instructions

Device should be removed with care to avoid skin trauma. Re-apply skin prep if another device is to be applied.

Recommendations

- Dale recommends repositioning the endotracheal tube often to help prevent injury to the lips and underlying tissues due to unrelieved pressure.
- Dale strongly recommends supporting the ventilator tubing to reduce pressure on the patient's face.

ORDERING INFORMATION

Product Number	Size	Quantity
280	Dale BreezeLock with Tube Track Fits endotracheal tubes 7.0-10.0mm	10/Box

Visit dalemed.com for an in-service application video

Dale | 
www.dalemed.com

Dale & BreezeLock are registered trademarks of Dale Medical Products, Inc.
©2022 Dale Medical Products, Inc. All rights reserved.

AD-116 REV A