

# Dale®

## NasoGastric Tube Holder

### Application Instructions

1. After the tube is in place, make certain that the nose and the NG tube are both clean and dry.
2. Cleanse the nose and area around it with a clean washcloth that has been moistened with warm clean tap water (*no soap*). Towel dry the area immediately after cleaning with a clean dry towel. (*Do not apply any alcohol to this application area*) Alcohol will dry the tissue and may cause micro-cracking of the skin. **(A)**
3. We also recommend cleaning the exterior of the NG tube below the nare area to remove any residual lubrication gel prior to wrapping with the NG Tube Holder.
4. Peel back the NG Tube Holder from the liner starting at the top of the nose pad. **(B)**
5. Using the Traditional Method: Position the nosepad APEX(\*) on the center tip of the patient's nose, at approximately ¼" to ½" below the tip of the nose. This will help allow the tube to hang freely. **(C)**
6. Using the Alternate Method: Position the nosepad APEX(\*) at a slight angle towards the nare holding the NG tube on the patient's nose, at approximately ¼" to ½" below the tip of the nose. This will help allow the tube to hang freely. **(D)**
7. Choose the tab closest to the tube and begin to wrap it in a spiraling fashion. Try and leave a small window at the beginning of the wrap to expose the cm marking of the NG tube. **(E)**
8. Wrap the second remaining tab using the same spiral technique.
9. You may mark the date the NG Tube Holder was applied with a non-toxic pen or marker.
10. Change the NG Tube Holder after 3 days or sooner if necessary.

### Removal

To remove the NG tube holder from the patient, simply pull back on the non-adherent tips on the end of each tab to unwrap them from the tube.

Continue to gently pull the tube holder in an upward fashion to remove from the patient's nose.

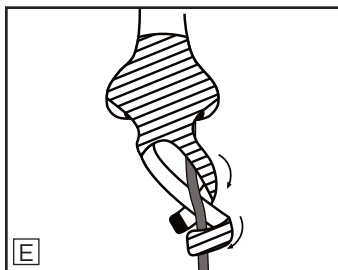
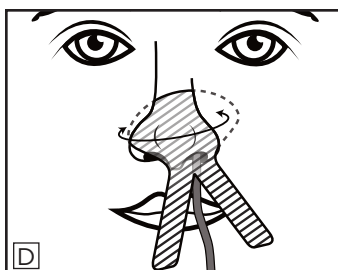
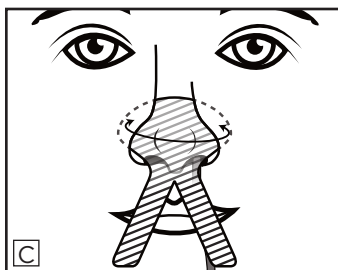
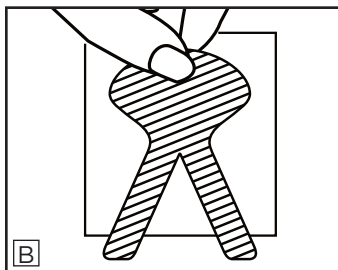
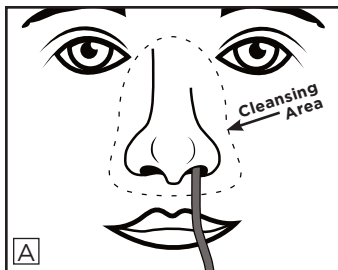
#### For single patient use. Disposable.

For an application video please visit [www.dalemed.com](http://www.dalemed.com)

Dale medical products are available from your preferred hospital/medical supply dealer.

#### Not made with natural rubber latex.

Dale® is a registered trademark of Dale Medical Products, Inc. in the USA & EU.



Dale Medical Products, Inc.  
40 Kenwood Circle • Suite 7  
Franklin, MA 02038-3298  
T: 508-695-9316



**MDSS GmbH**  
Schiffgraben 41  
D-30175 Hannover, Germany

